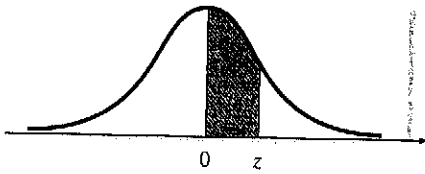


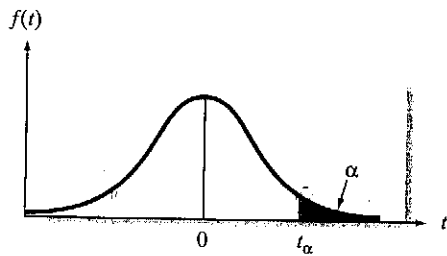
**Table II** Normal Curve Areas



z	.00	.01	.02	.03	.04	.05	.06	.07	.08	.09
.0	.0000	.0040	.0080	.0120	.0160	.0199	.0239	.0279	.0319	.0359
.1	.0398	.0438	.0478	.0517	.0557	.0596	.0636	.0675	.0714	.0753
.2	.0793	.0832	.0871	.0910	.0948	.0987	.1026	.1064	.1103	.1141
.3	.1179	.1217	.1255	.1293	.1331	.1368	.1406	.1443	.1480	.1517
.4	.1554	.1591	.1628	.1664	.1700	.1736	.1772	.1808	.1844	.1879
.5	.1915	.1950	.1985	.2019	.2054	.2088	.2123	.2157	.2190	.2224
.6	.2257	.2291	.2324	.2357	.2389	.2422	.2454	.2486	.2517	.2549
.7	.2580	.2611	.2642	.2673	.2704	.2734	.2764	.2794	.2823	.2852
.8	.2881	.2910	.2939	.2967	.2995	.3023	.3051	.3078	.3106	.3133
.9	.3159	.3186	.3212	.3238	.3264	.3289	.3315	.3340	.3365	.3389
1.0	.3413	.3438	.3461	.3485	.3508	.3531	.3554	.3577	.3599	.3621
1.1	.3643	.3665	.3686	.3708	.3729	.3749	.3770	.3790	.3810	.3830
1.2	.3849	.3869	.3888	.3907	.3925	.3944	.3962	.3980	.3997	.4015
1.3	.4032	.4049	.4066	.4082	.4099	.4115	.4131	.4147	.4162	.4177
1.4	.4192	.4207	.4222	.4236	.4251	.4265	.4279	.4292	.4306	.4319
1.5	.4332	.4345	.4357	.4370	.4382	.4394	.4406	.4418	.4429	.4441
1.6	.4452	.4463	.4474	.4484	.4495	.4505	.4515	.4525	.4535	.4545
1.7	.4554	.4564	.4573	.4582	.4591	.4599	.4608	.4616	.4625	.4633
1.8	.4641	.4649	.4656	.4664	.4671	.4678	.4686	.4693	.4699	.4706
1.9	.4713	.4719	.4726	.4732	.4738	.4744	.4750	.4756	.4761	.4767
2.0	.4772	.4778	.4783	.4788	.4793	.4798	.4803	.4808	.4812	.4817
2.1	.4821	.4826	.4830	.4834	.4838	.4842	.4846	.4850	.4854	.4857
2.2	.4861	.4864	.4868	.4871	.4875	.4878	.4881	.4884	.4887	.4890
2.3	.4893	.4896	.4898	.4901	.4904	.4906	.4909	.4911	.4913	.4916
2.4	.4918	.4920	.4922	.4925	.4927	.4929	.4931	.4932	.4934	.4936
2.5	.4938	.4940	.4941	.4943	.4945	.4946	.4948	.4949	.4951	.4952
2.6	.4953	.4955	.4956	.4957	.4959	.4960	.4961	.4962	.4963	.4964
2.7	.4965	.4966	.4967	.4968	.4969	.4970	.4971	.4972	.4973	.4974
2.8	.4974	.4975	.4976	.4977	.4977	.4978	.4979	.4979	.4980	.4981
2.9	.4981	.4982	.4982	.4983	.4984	.4984	.4985	.4985	.4986	.4986
3.0	.4987	.4987	.4987	.4988	.4988	.4989	.4989	.4989	.4990	.4990
3.1	.49903	.49906	.49910	.49913	.49916	.49918	.49921	.49924	.49926	.48829
3.2	.49931	.49934	.49936	.49938	.49940	.49942	.49944	.49946	.49948	.49950
3.3	.49952	.49953	.49955	.49957	.49958	.49960	.49961	.49962	.49964	.49965
3.4	.49966	.49968	.49969	.49970	.49971	.49972	.49973	.49974	.49975	.49976
3.5	.49977	.49978	.49978	.49979	.49980	.49981	.49981	.49982	.49983	.49983
3.6	.49984	.49985	.49985	.49986	.49986	.49987	.49987	.49988	.49988	.49989
3.7	.49989	.49990	.49990	.49990	.49991	.49991	.49992	.49992	.49992	.49992
3.8	.49993	.49993	.49993	.49994	.49994	.49994	.49994	.49995	.49995	.49995
3.9	.49995	.49995	.49996	.49996	.49996	.49996	.49996	.49996	.49997	.49997

Source: Abridged from Table I of A. Hald. *Statistical Tables and Formulas* (New York: Wiley), 1952. Reproduced by permission of A. Hald.

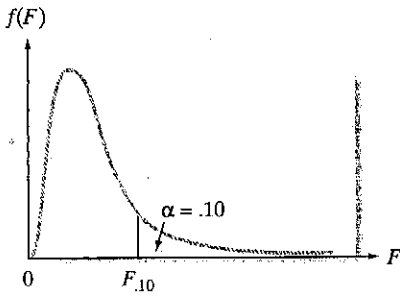
**Table III Critical Values of t**



Degrees of Freedom	$t_{.100}$	$t_{.050}$	$t_{.025}$	$t_{.010}$	$t_{.005}$	$t_{.001}$	$t_{.0005}$
1	3.078	6.314	12.706	31.821	63.657	318.31	636.62
2	1.886	2.920	4.303	6.965	9.925	22.326	31.598
3	1.638	2.353	3.182	4.541	5.841	10.213	12.924
4	1.533	2.132	2.776	3.747	4.604	7.173	8.610
5	1.476	2.015	2.571	3.365	4.032	5.893	6.869
6	1.440	1.943	2.447	3.143	3.707	5.208	5.959
7	1.415	1.895	2.365	2.998	3.499	4.785	5.408
8	1.397	1.860	2.306	2.896	3.355	4.501	5.041
9	1.383	1.833	2.262	2.821	3.250	4.297	4.781
10	1.372	1.812	2.228	2.764	3.169	4.144	4.587
11	1.363	1.796	2.201	2.718	3.106	4.025	4.437
12	1.356	1.782	2.179	2.681	3.055	3.930	4.318
13	1.350	1.771	2.160	2.650	3.012	3.852	4.221
14	1.345	1.761	2.145	2.624	2.977	3.787	4.140
15	1.341	1.753	2.131	2.602	2.947	3.733	4.073
16	1.337	1.746	2.120	2.583	2.921	3.686	4.015
17	1.333	1.740	2.110	2.567	2.898	3.646	3.965
18	1.330	1.734	2.101	2.552	2.878	3.610	3.922
19	1.328	1.729	2.093	2.539	2.861	3.579	3.883
20	1.325	1.725	2.086	2.528	2.845	3.552	3.850
21	1.323	1.721	2.080	2.518	2.831	3.527	3.819
22	1.321	1.717	2.074	2.508	2.819	3.505	3.792
23	1.319	1.714	2.069	2.500	2.807	3.485	3.767
24	1.318	1.711	2.064	2.492	2.797	3.467	3.745
25	1.316	1.708	2.060	2.485	2.787	3.450	3.725
26	1.315	1.706	2.056	2.479	2.779	3.435	3.707
27	1.314	1.703	2.052	2.473	2.771	3.421	3.690
28	1.313	1.701	2.048	2.467	2.763	3.408	3.674
29	1.311	1.699	2.045	2.462	2.756	3.396	3.659
30	1.310	1.697	2.042	2.457	2.750	3.385	3.646
40	1.303	1.684	2.021	2.423	2.704	3.307	3.551
50	1.299	1.676	2.009	2.403	2.678	3.261	3.496
60	1.296	1.671	2.000	2.390	2.660	3.232	3.460
70	1.294	1.667	1.994	2.381	2.648	3.211	3.435
80	1.292	1.664	1.990	2.374	2.639	3.195	3.416
90	1.291	1.662	1.987	2.369	2.632	3.183	3.402
100	1.290	1.660	1.984	2.364	2.629	3.174	3.390
120	1.289	1.658	1.980	2.358	2.617	3.160	3.373
150	1.287	1.655	1.976	2.351	2.609	3.145	3.357
$\infty$	1.282	1.645	1.960	2.326	2.576	3.090	3.291

Source: This table is reproduced with the kind permission of the Trustees of Biometrika from E. S. Pearson and H. O. Hartley (eds.). *The Biometrika Tables for Statisticians*, Vol. 1, 3rd ed., Biometrika, 1966.

**Table V** Percentage Points of the *F*-Distribution,  $\alpha = .10$



$\nu_1$		Numerator Degrees of Freedom								
		1	2	3	4	5	6	7	8	9
Denominator Degrees of Freedom	$\nu_2$									
	1	39.86	49.50	53.59	55.83	57.24	58.20	58.91	59.44	59.86
	2	8.53	9.00	9.16	9.24	9.29	9.33	9.35	9.37	9.38
	3	5.54	5.46	5.39	5.34	5.31	5.28	5.27	5.25	5.24
	4	4.54	4.32	4.19	4.11	4.05	4.01	3.98	3.95	3.94
	5	4.06	3.78	3.62	3.52	3.45	3.40	3.37	3.34	3.32
	6	3.78	3.46	3.29	3.18	3.11	3.05	3.01	2.98	2.96
	7	3.59	3.26	3.07	2.96	2.88	2.83	2.78	2.75	2.72
	8	3.46	3.11	2.92	2.81	2.73	2.67	2.62	2.59	2.56
	9	3.36	3.01	2.81	2.69	2.61	2.55	2.51	2.47	2.44
	10	3.29	2.92	2.73	2.61	2.52	2.46	2.41	2.38	2.35
	11	3.23	2.86	2.66	2.54	2.45	2.39	2.34	2.30	2.27
	12	3.18	2.81	2.61	2.48	2.39	2.33	2.28	2.24	2.21
	13	3.14	2.76	2.56	2.43	2.35	2.28	2.23	2.20	2.16
	14	3.10	2.73	2.52	2.39	2.31	2.24	2.19	2.15	2.12
	15	3.07	2.70	2.49	2.36	2.27	2.21	2.16	2.12	2.09
	16	3.05	2.67	2.46	2.33	2.24	2.18	2.13	2.09	2.06
	17	3.03	2.64	2.44	2.31	2.22	2.15	2.10	2.06	2.03
	18	3.01	2.62	2.42	2.29	2.20	2.13	2.08	2.04	2.00
	19	2.99	2.61	2.40	2.27	2.18	2.11	2.06	2.02	1.98
	20	2.97	2.59	2.38	2.25	2.16	2.09	2.04	2.00	1.96
	21	2.96	2.57	2.36	2.23	2.14	2.08	2.02	1.98	1.95
	22	2.95	2.56	2.35	2.22	2.13	2.06	2.01	1.97	1.93
	23	2.94	2.55	2.34	2.21	2.11	2.05	1.99	1.95	1.92
	24	2.93	2.54	2.33	2.19	2.10	2.04	1.98	1.94	1.91
	25	2.92	2.53	2.32	2.18	2.09	2.02	1.97	1.93	1.89
	26	2.91	2.52	2.31	2.17	2.08	2.01	1.96	1.92	1.88
	27	2.90	2.51	2.30	2.17	2.07	2.00	1.95	1.91	1.87
	28	2.89	2.50	2.29	2.16	2.06	2.00	1.94	1.90	1.87
	29	2.89	2.50	2.28	2.15	2.06	1.99	1.93	1.89	1.86
30	2.88	2.49	2.28	2.14	2.05	1.98	1.93	1.88	1.85	
40	2.84	2.44	2.23	2.09	2.00	1.93	1.87	1.83	1.79	
60	2.79	2.39	2.18	2.04	1.95	1.87	1.82	1.77	1.74	
120	2.75	2.35	2.13	1.99	1.90	1.82	1.77	1.72	1.68	
$\infty$	2.71	2.30	2.08	1.94	1.85	1.77	1.72	1.67	1.63	

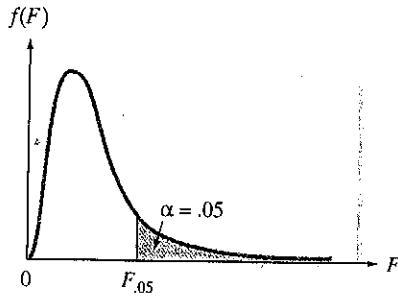
(continued)

**Table V** (continued)

$\nu_2$	Numerator Degrees of Freedom									
	10	12	15	20	24	30	40	60	120	$\infty$
1	60.19	60.71	61.22	61.74	62.00	62.26	62.53	62.79	63.06	63.33
2	9.39	9.41	9.42	9.44	9.45	9.46	9.47	9.47	9.48	9.49
3	5.23	5.22	5.20	5.18	5.18	5.17	5.16	5.15	5.14	5.13
4	3.92	3.90	3.87	3.84	3.83	3.82	3.80	3.79	3.78	3.76
5	3.30	3.27	3.24	3.21	3.19	3.17	3.16	3.14	3.12	3.10
6	2.94	2.90	2.87	2.84	2.82	2.80	2.78	2.76	2.74	2.72
7	2.70	2.67	2.63	2.59	2.58	2.56	2.54	2.51	2.49	2.47
8	2.54	2.50	2.46	2.42	2.40	2.38	2.36	2.34	2.32	2.29
9	2.42	2.38	2.34	2.30	2.28	2.25	2.23	2.21	2.18	2.16
10	2.32	2.28	2.24	2.20	2.18	2.16	2.13	2.11	2.08	2.06
11	2.25	2.21	2.17	2.12	2.10	2.08	2.05	2.03	2.00	1.97
12	2.19	2.15	2.10	2.06	2.04	2.01	1.99	1.96	1.93	1.90
13	2.14	2.10	2.05	2.01	1.98	1.96	1.93	1.90	1.88	1.85
14	2.10	2.05	2.01	1.96	1.94	1.91	1.89	1.86	1.83	1.80
15	2.06	2.02	1.97	1.92	1.90	1.87	1.85	1.82	1.79	1.76
16	2.03	1.99	1.94	1.89	1.87	1.84	1.81	1.78	1.75	1.72
17	2.00	1.96	1.91	1.86	1.84	1.81	1.78	1.75	1.72	1.69
18	1.98	1.93	1.89	1.84	1.81	1.78	1.75	1.72	1.69	1.66
19	1.96	1.91	1.86	1.81	1.79	1.76	1.73	1.70	1.67	1.63
20	1.94	1.89	1.84	1.79	1.77	1.74	1.71	1.68	1.64	1.61
21	1.92	1.87	1.83	1.78	1.75	1.72	1.69	1.66	1.62	1.59
22	1.90	1.86	1.81	1.76	1.73	1.70	1.67	1.64	1.60	1.57
23	1.89	1.84	1.80	1.74	1.72	1.69	1.66	1.62	1.59	1.55
24	1.88	1.83	1.78	1.73	1.70	1.67	1.64	1.61	1.57	1.53
25	1.87	1.82	1.77	1.72	1.69	1.66	1.63	1.59	1.56	1.52
26	1.86	1.81	1.76	1.71	1.68	1.65	1.61	1.58	1.54	1.50
27	1.85	1.80	1.75	1.70	1.67	1.64	1.60	1.57	1.53	1.49
28	1.84	1.79	1.74	1.69	1.66	1.63	1.59	1.56	1.52	1.48
29	1.83	1.78	1.73	1.68	1.65	1.62	1.58	1.55	1.51	1.47
30	1.82	1.77	1.72	1.67	1.64	1.61	1.57	1.54	1.50	1.46
40	1.76	1.71	1.66	1.61	1.57	1.54	1.51	1.47	1.42	1.38
60	1.71	1.66	1.60	1.54	1.51	1.48	1.44	1.40	1.35	1.29
120	1.65	1.60	1.55	1.48	1.45	1.41	1.37	1.32	1.26	1.19
$\infty$	1.60	1.55	1.49	1.42	1.38	1.34	1.30	1.24	1.17	1.00

Source: From Merrington, M., & Thompson, C. M. "Tables of percentage points of the inverted beta (*F*)-distribution," *Biometrika*, 1943, 33, 73-88. Reproduced by permission of the *Biometrika* Trustees.

**Table VI** Percentage Points of the *F*-Distribution,  $\alpha = .05$



		Numerator Degrees of Freedom								
$\nu_1$		1	2	3	4	5	6	7	8	9
Denominator Degrees of Freedom	$\nu_2$									
	1	161.4	199.5	215.7	224.6	230.2	234.0	236.8	238.9	240.5
	2	18.51	19.00	19.16	19.25	19.30	19.33	19.35	19.37	19.38
	3	10.13	9.55	9.28	9.12	9.01	8.94	8.89	8.85	8.81
	4	7.71	6.94	6.59	6.39	6.26	6.16	6.09	6.04	6.00
	5	6.61	5.79	5.41	5.19	5.05	4.95	4.88	4.82	4.77
	6	5.99	5.14	4.76	4.53	4.39	4.28	4.21	4.15	4.10
	7	5.59	4.74	4.35	4.12	3.97	3.87	3.79	3.73	3.68
	8	5.32	4.46	4.07	3.84	3.69	3.58	3.50	3.44	3.39
	9	5.12	4.26	3.86	3.63	3.48	3.37	3.29	3.23	3.18
	10	4.96	4.10	3.71	3.48	3.33	3.22	3.14	3.07	3.02
	11	4.84	3.98	3.59	3.36	3.20	3.09	3.01	2.95	2.90
	12	4.75	3.89	3.49	3.26	3.11	3.00	2.91	2.85	2.80
	13	4.67	3.81	3.41	3.18	3.03	2.92	2.83	2.77	2.71
	14	4.60	3.74	3.34	3.11	2.96	2.85	2.76	2.70	2.65
	15	4.54	3.68	3.29	3.06	2.90	2.79	2.71	2.64	2.59
	16	4.49	3.63	3.24	3.01	2.85	2.74	2.66	2.59	2.54
	17	4.45	3.59	3.20	2.96	2.81	2.70	2.61	2.55	2.49
	18	4.41	3.55	3.16	2.93	2.77	2.66	2.58	2.51	2.46
	19	4.38	3.52	3.13	2.90	2.74	2.63	2.54	2.48	2.42
20	4.35	3.49	3.10	2.87	2.71	2.60	2.51	2.45	2.39	
21	4.32	3.47	3.07	2.84	2.68	2.57	2.49	2.42	2.37	
22	4.30	3.44	3.05	2.82	2.66	2.55	2.46	2.40	2.34	
23	4.28	3.42	3.03	2.80	2.64	2.53	2.44	2.37	2.32	
24	4.26	3.40	3.01	2.78	2.62	2.51	2.42	2.36	2.30	
25	4.24	3.39	2.99	2.76	2.60	2.49	2.40	2.34	2.28	
26	4.23	3.37	2.98	2.74	2.59	2.47	2.39	2.32	2.27	
27	4.21	3.35	2.96	2.73	2.57	2.46	2.37	2.31	2.25	
28	4.20	3.34	2.95	2.71	2.56	2.45	2.36	2.29	2.24	
29	4.18	3.33	2.93	2.70	2.55	2.43	2.35	2.28	2.22	
30	4.17	3.32	2.92	2.69	2.53	2.42	2.33	2.27	2.21	
40	4.08	3.23	2.84	2.61	2.45	2.34	2.25	2.18	2.12	
60	4.00	3.15	2.76	2.53	2.37	2.25	2.17	2.10	2.04	
120	3.92	3.07	2.68	2.45	2.29	2.17	2.09	2.02	1.96	
$\infty$	3.84	3.00	2.60	2.37	2.21	2.10	2.01	1.94	1.88	

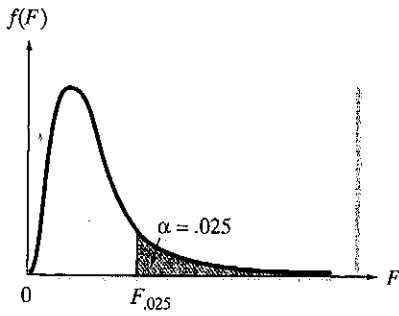
(continued)

Table VI (continued)

$\nu_2$	Numerator Degrees of Freedom									
	10	12	15	20	24	30	40	60	120	$\infty$
1	241.9	243.9	245.9	248.0	249.1	250.1	251.1	252.2	253.3	254.3
2	19.40	19.41	19.43	19.45	19.45	19.46	19.47	19.48	19.49	19.50
3	8.79	8.74	8.70	8.66	8.64	8.62	8.59	8.57	8.55	8.53
4	5.96	5.91	5.86	5.80	5.77	5.75	5.72	5.69	5.66	5.63
5	4.74	4.68	4.62	4.56	4.53	4.50	4.46	4.43	4.40	4.36
6	4.06	4.00	3.94	3.87	3.84	3.81	3.77	3.74	3.70	3.67
7	3.64	3.57	3.51	3.44	3.41	3.38	3.34	3.30	3.27	3.23
8	3.35	3.28	3.22	3.15	3.12	3.08	3.04	3.01	2.97	2.93
9	3.14	3.07	3.01	2.94	2.90	2.86	2.83	2.79	2.75	2.71
10	2.98	2.91	2.85	2.77	2.74	2.70	2.66	2.62	2.58	2.54
11	2.85	2.79	2.72	2.65	2.61	2.57	2.53	2.49	2.45	2.40
12	2.75	2.69	2.62	2.54	2.51	2.47	2.43	2.38	2.34	2.30
13	2.67	2.60	2.53	2.46	2.42	2.38	2.34	2.30	2.25	2.21
14	2.60	2.53	2.46	2.39	2.35	2.31	2.27	2.22	2.18	2.13
15	2.54	2.48	2.40	2.33	2.29	2.25	2.20	2.16	2.11	2.07
16	2.49	2.42	2.35	2.28	2.24	2.19	2.15	2.11	2.06	2.01
17	2.45	2.38	2.31	2.23	2.19	2.15	2.10	2.06	2.01	1.96
18	2.41	2.34	2.27	2.19	2.15	2.11	2.06	2.02	1.97	1.92
19	2.38	2.31	2.23	2.16	2.11	2.07	2.03	1.98	1.93	1.88
20	2.35	2.28	2.20	2.12	2.08	2.04	1.99	1.95	1.90	1.84
21	2.32	2.25	2.18	2.10	2.05	2.01	1.96	1.92	1.87	1.81
22	2.30	2.23	2.15	2.07	2.03	1.98	1.94	1.89	1.84	1.78
23	2.27	2.20	2.13	2.05	2.01	1.96	1.91	1.86	1.81	1.76
24	2.25	2.18	2.11	2.03	1.98	1.94	1.89	1.84	1.79	1.73
25	2.24	2.16	2.09	2.01	1.96	1.92	1.87	1.82	1.77	1.71
26	2.22	2.15	2.07	1.99	1.95	1.90	1.85	1.80	1.75	1.69
27	2.20	2.13	2.06	1.97	1.93	1.88	1.84	1.79	1.73	1.67
28	2.19	2.12	2.04	1.96	1.91	1.87	1.82	1.77	1.71	1.65
29	2.18	2.10	2.03	1.94	1.90	1.85	1.81	1.75	1.70	1.64
30	2.16	2.09	2.01	1.93	1.89	1.84	1.79	1.74	1.68	1.62
40	2.08	2.00	1.92	1.84	1.79	1.74	1.69	1.64	1.58	1.51
60	1.99	1.92	1.84	1.75	1.70	1.65	1.59	1.53	1.47	1.39
120	1.91	1.83	1.75	1.66	1.61	1.55	1.50	1.43	1.35	1.25
$\infty$	1.83	1.75	1.67	1.57	1.52	1.46	1.39	1.32	1.22	1.00

Source: From Merrington, M., & Thompson, C. M. "Tables of percentage points of the inverted beta ( $F$ )-distribution," *Biometrika*, 1943, 33, 73-88. Reproduced by permission of the *Biometrika* Trustees.

**Table VII** Percentage Points of the F-Distribution,  $\alpha = .025$



$\nu_2$	$\nu_1$ Numerator Degrees of Freedom								
	1	2	3	4	5	6	7	8	9
1	647.8	799.5	864.2	899.6	921.8	937.1	948.2	956.7	963.3
2	38.51	39.00	39.17	39.25	39.30	39.33	39.36	39.37	39.39
3	17.44	16.04	15.44	15.10	14.88	14.73	14.62	14.54	14.47
4	12.22	10.65	9.98	9.60	9.36	9.20	9.07	8.98	8.90
5	10.01	8.43	7.76	7.39	7.15	6.98	6.85	6.76	6.68
6	8.81	7.26	6.60	6.23	5.99	5.82	5.70	5.60	5.52
7	8.07	6.54	5.89	5.52	5.29	5.12	4.99	4.90	4.82
8	7.57	6.06	5.42	5.05	4.82	4.65	4.53	4.43	4.36
9	7.21	5.71	5.08	4.72	4.48	4.32	4.20	4.10	4.03
10	6.94	5.46	4.83	4.47	4.24	4.07	3.95	3.85	3.78
11	6.72	5.26	4.63	4.28	4.04	3.88	3.76	3.66	3.59
12	6.55	5.10	4.47	4.12	3.89	3.73	3.61	3.51	3.44
13	6.41	4.97	4.35	4.00	3.77	3.60	3.48	3.39	3.31
14	6.30	4.86	4.24	3.89	3.66	3.50	3.38	3.29	3.21
15	6.20	4.77	4.15	3.80	3.58	3.41	3.29	3.20	3.12
16	6.12	4.69	4.08	3.73	3.50	3.34	3.22	3.12	3.05
17	6.04	4.62	4.01	3.66	3.44	3.28	3.16	3.06	2.98
18	5.98	4.56	3.95	3.61	3.38	3.22	3.10	3.01	2.93
19	5.92	4.51	3.90	3.56	3.33	3.17	3.05	2.96	2.88
20	5.87	4.46	3.86	3.51	3.29	3.13	3.01	2.91	2.84
21	5.83	4.42	3.82	3.48	3.25	3.09	2.97	2.87	2.80
22	5.79	4.38	3.78	3.44	3.22	3.05	2.93	2.84	2.76
23	5.75	4.35	3.75	3.41	3.18	3.02	2.90	2.81	2.73
24	5.72	4.32	3.72	3.38	3.15	2.99	2.87	2.78	2.70
25	5.69	4.29	3.69	3.35	3.13	2.97	2.85	2.75	2.68
26	5.66	4.27	3.67	3.33	3.10	2.94	2.82	2.73	2.65
27	5.63	4.24	3.65	3.31	3.08	2.92	2.80	2.71	2.63
28	5.61	4.22	3.63	3.29	3.06	2.90	2.78	2.69	2.61
29	5.59	4.20	3.61	3.27	3.04	2.88	2.76	2.67	2.59
30	5.57	4.18	3.59	3.25	3.03	2.87	2.75	2.65	2.57
40	5.42	4.05	3.46	3.13	2.90	2.74	2.62	2.53	2.45
60	5.29	3.93	3.34	3.01	2.79	2.63	2.51	2.41	2.33
120	5.15	3.80	3.23	2.89	2.67	2.52	2.39	2.30	2.22
$\infty$	5.02	3.69	3.12	2.79	2.57	2.41	2.29	2.19	2.11

(continued)

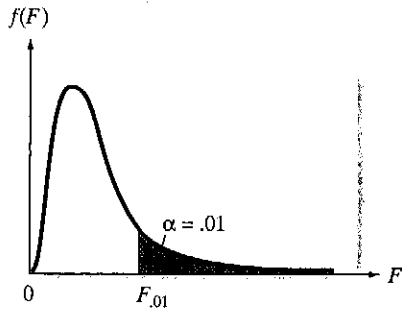
Table VII (continued)

$\nu_2$	Numerator Degrees of Freedom									
	10	12	15	20	24	30	40	60	120	$\infty$
1	968.6	976.7	984.9	993.1	997.2	1,001	1,006	1,010	1,014	1,018
2	39.40	39.41	39.43	39.45	39.46	39.46	39.47	39.48	39.49	39.50
3	14.42	14.34	14.25	14.17	14.12	14.08	14.04	13.99	13.95	13.90
4	8.84	8.75	8.66	8.56	8.51	8.46	8.41	8.36	8.31	8.26
5	6.62	6.52	6.43	6.33	6.28	6.23	6.18	6.12	6.07	6.02
6	5.46	5.37	5.27	5.17	5.12	5.07	5.01	4.96	4.90	4.85
7	4.76	4.67	4.57	4.47	4.42	4.36	4.31	4.25	4.20	4.14
8	4.30	4.20	4.10	4.00	3.95	3.89	3.84	3.78	3.73	3.67
9	3.96	3.87	3.77	3.67	3.61	3.56	3.51	3.45	3.39	3.33
10	3.72	3.62	3.52	3.42	3.37	3.31	3.26	3.20	3.14	3.08
11	3.53	3.43	3.33	3.23	3.17	3.12	3.06	3.00	2.94	2.88
12	3.37	3.28	3.18	3.07	3.02	2.96	2.91	2.85	2.79	2.72
13	3.25	3.15	3.05	2.95	2.89	2.84	2.78	2.72	2.66	2.60
14	3.15	3.05	2.95	2.84	2.79	2.73	2.67	2.61	2.55	2.49
15	3.06	2.96	2.86	2.76	2.70	2.64	2.59	2.52	2.46	2.40
16	2.99	2.89	2.79	2.68	2.63	2.57	2.51	2.45	2.38	2.32
17	2.92	2.82	2.72	2.62	2.56	2.50	2.44	2.38	2.32	2.25
18	2.87	2.77	2.67	2.56	2.50	2.44	2.38	2.32	2.26	2.19
19	2.82	2.72	2.62	2.51	2.45	2.39	2.33	2.27	2.20	2.13
20	2.77	2.68	2.57	2.46	2.41	2.35	2.29	2.22	2.16	2.09
21	2.73	2.64	2.53	2.42	2.37	2.31	2.25	2.18	2.11	2.04
22	2.70	2.60	2.50	2.39	2.33	2.27	2.21	2.14	2.07	2.00
23	2.67	2.57	2.47	2.36	2.30	2.24	2.18	2.11	2.04	1.97
24	2.64	2.54	2.44	2.33	2.27	2.21	2.15	2.08	2.01	1.94
25	2.61	2.51	2.41	2.30	2.24	2.18	2.12	2.05	1.98	1.91
26	2.59	2.49	2.39	2.28	2.22	2.16	2.09	2.03	1.95	1.88
27	2.57	2.47	2.36	2.25	2.19	2.13	2.07	2.00	1.93	1.85
28	2.55	2.45	2.34	2.23	2.17	2.11	2.05	1.98	1.91	1.83
29	2.53	2.43	2.32	2.21	2.15	2.09	2.03	1.96	1.89	1.81
30	2.51	2.41	2.31	2.20	2.14	2.07	2.01	1.94	1.87	1.79
40	2.39	2.29	2.18	2.07	2.01	1.94	1.88	1.80	1.72	1.64
60	2.27	2.17	2.06	1.94	1.88	1.82	1.74	1.67	1.58	1.48
120	2.16	2.05	1.94	1.82	1.76	1.69	1.61	1.53	1.43	1.31
$\infty$	2.05	1.94	1.83	1.71	1.64	1.57	1.48	1.39	1.27	1.00

Source: From Merrington, M., & Thompson, C. M. "Tables of percentage points of the inverted beta ( $F$ )-distribution," *Biometrika*, 1943, 33, 73-88. Reproduced by permission of the *Biometrika* Trustees.



**Table VIII Percentage Points of the F-Distribution,  $\alpha = .01$**



$\nu_2 \backslash \nu_1$		Numerator Degrees of Freedom								
		1	2	3	4	5	6	7	8	9
Denominator Degrees of Freedom	1	4,052	4,999.5	5,403	5,625	5,764	5,859	5,928	5,982	6,022
	2	98.50	99.00	99.17	99.25	99.30	99.33	99.36	99.37	99.39
	3	34.12	30.82	29.46	28.71	28.24	27.91	27.67	27.49	27.35
	4	21.20	18.00	16.69	15.98	15.52	15.21	14.98	14.80	14.66
	5	16.26	13.27	12.06	11.39	10.97	10.67	10.46	10.29	10.16
	6	13.75	10.92	9.78	9.15	8.75	8.47	8.26	8.10	7.98
	7	12.25	9.55	8.45	7.85	7.46	7.19	6.99	6.84	6.72
	8	11.26	8.65	7.59	7.01	6.63	6.37	6.18	6.03	5.91
	9	10.56	8.02	6.99	6.42	6.06	5.80	5.61	5.47	5.35
	10	10.04	7.56	6.55	5.99	5.64	5.39	5.20	5.06	4.94
	11	9.65	7.21	6.22	5.67	5.32	5.07	4.89	4.74	4.63
	12	9.33	6.93	5.95	5.41	5.06	4.82	4.64	4.50	4.39
	13	9.07	6.70	5.74	5.21	4.86	4.62	4.44	4.30	4.19
	14	8.86	6.51	5.56	5.04	4.69	4.46	4.28	4.14	4.03
	15	8.68	6.36	5.42	4.89	4.56	4.32	4.14	4.00	3.89
	16	8.53	6.23	5.29	4.77	4.44	4.20	4.03	3.89	3.78
	17	8.40	6.11	5.18	4.67	4.34	4.10	3.93	3.79	3.68
	18	8.29	6.01	5.09	4.58	4.25	4.01	3.84	3.71	3.60
	19	8.18	5.93	5.01	4.50	4.17	3.94	3.77	3.63	3.52
	20	8.10	5.85	4.94	4.43	4.10	3.87	3.70	3.56	3.46
	21	8.02	5.78	4.87	4.37	4.04	3.81	3.64	3.51	3.40
	22	7.95	5.72	4.82	4.31	3.99	3.76	3.59	3.45	3.35
	23	7.88	5.66	4.76	4.26	3.94	3.71	3.54	3.41	3.30
	24	7.82	5.61	4.72	4.22	3.90	3.67	3.50	3.36	3.26
	25	7.77	5.57	4.68	4.18	3.85	3.63	3.46	3.32	3.22
	26	7.72	5.53	4.64	4.14	3.82	3.59	3.42	3.29	3.18
	27	7.68	5.49	4.60	4.11	3.78	3.56	3.39	3.26	3.15
	28	7.64	5.45	4.57	4.07	3.75	3.53	3.36	3.23	3.12
	29	7.60	5.42	4.54	4.04	3.73	3.50	3.33	3.20	3.09
	30	7.56	5.39	4.51	4.02	3.70	3.47	3.30	3.17	3.07
40	7.31	5.18	4.31	3.83	3.51	3.29	3.12	2.99	2.89	
60	7.08	4.98	4.13	3.65	3.34	3.12	2.95	2.82	2.72	
120	6.85	4.79	3.95	3.48	3.17	2.96	2.79	2.66	2.56	
$\infty$	6.63	4.61	3.78	3.32	3.02	2.80	2.64	2.51	2.41	

(continued)

**Table VIII (continued)**

$\nu_2$	Numerator Degrees of Freedom									
	10	12	15	20	24	30	40	60	120	$\infty$
1	6,056	6,106	6,157	6,209	6,235	6,261	6,287	6,313	6,339	6,366
2	99.40	99.42	99.43	99.45	99.46	99.47	99.47	99.48	99.49	99.50
3	27.23	27.05	26.87	26.69	26.60	26.50	26.41	26.32	26.22	26.13
4	14.55	14.37	14.20	14.02	13.93	13.84	13.75	13.65	13.56	13.46
5	10.05	9.89	9.72	9.55	9.47	9.38	9.29	9.20	9.11	9.02
6	7.87	7.72	7.56	7.40	7.31	7.23	7.14	7.06	6.97	6.88
7	6.62	6.47	6.31	6.16	6.07	5.99	5.91	5.82	5.74	5.65
8	5.81	5.67	5.52	5.36	5.28	5.20	5.12	5.03	4.95	4.86
9	5.26	5.11	4.96	4.81	4.73	4.65	4.57	4.48	4.40	4.31
10	4.85	4.71	4.56	4.41	4.33	4.25	4.17	4.08	4.00	3.91
11	4.54	4.40	4.25	4.10	4.02	3.94	3.86	3.78	3.69	3.60
12	4.30	4.16	4.01	3.86	3.78	3.70	3.62	3.54	3.45	3.36
13	4.10	3.96	3.82	3.66	3.59	3.51	3.43	3.34	3.25	3.17
14	3.94	3.80	3.66	3.51	3.43	3.35	3.27	3.18	3.09	3.00
15	3.80	3.67	3.52	3.37	3.29	3.21	3.13	3.05	2.96	2.87
16	3.69	3.55	3.41	3.26	3.18	3.10	3.02	2.93	2.84	2.75
17	3.59	3.46	3.31	3.16	3.08	3.00	2.92	2.83	2.75	2.65
18	3.51	3.37	3.23	3.08	3.00	2.92	2.84	2.75	2.66	2.57
19	3.43	3.30	3.15	3.00	2.92	2.84	2.76	2.67	2.58	2.49
20	3.37	3.23	3.09	2.94	2.86	2.78	2.69	2.61	2.52	2.42
21	3.31	3.17	3.03	2.88	2.80	2.72	2.64	2.55	2.46	2.36
22	3.26	3.12	2.98	2.83	2.75	2.67	2.58	2.50	2.40	2.31
23	3.21	3.07	2.93	2.78	2.70	2.62	2.54	2.45	2.35	2.26
24	3.17	3.03	2.89	2.74	2.66	2.58	2.49	2.40	2.31	2.21
25	3.13	2.99	2.85	2.70	2.62	2.54	2.45	2.36	2.27	2.17
26	3.09	2.96	2.81	2.66	2.58	2.50	2.42	2.33	2.23	2.13
27	3.06	2.93	2.78	2.63	2.55	2.47	2.38	2.29	2.20	2.10
28	3.03	2.90	2.75	2.60	2.52	2.44	2.35	2.26	2.17	2.06
29	3.00	2.87	2.73	2.57	2.49	2.41	2.33	2.23	2.14	2.03
30	2.98	2.84	2.70	2.55	2.47	2.39	2.30	2.21	2.11	2.01
40	2.80	2.66	2.52	2.37	2.29	2.20	2.11	2.02	1.92	1.80
60	2.63	2.50	2.35	2.20	2.12	2.03	1.94	1.84	1.73	1.60
120	2.47	2.34	2.19	2.03	1.95	1.86	1.76	1.66	1.53	1.38
$\infty$	2.32	2.18	2.04	1.88	1.79	1.70	1.59	1.47	1.32	1.00

Source: From Merrington, M., & Thompson, C. M. "Tables of percentage points of the inverted beta (*F*)-distribution." *Biometrika*, 1943, 33, 73-88. Reproduced by permission of the *Biometrika* Trustees.